



**FIRST DESTINATION
SURVEY**
FOSTERING STUDENT SUCCESS

PURDUE
UNIVERSITY®
FORT WAYNE

2018



TABLE OF CONTENTS

- 4 Highlights
- 5 Motivation for Finishing Degree
- 5 Degree Levels Represented in Survey
- 6 Employed Degree-Seeking Students
- 7 What Is Happening after Graduation
- 8 First Destination Postgraduation Outcomes by College
- 9 Where Graduates Contribute
- 10 Employment Destination by Geographic Region
- 11 Hands-on Training Benefits
- 12 Graduate School
- 13 Starting Salaries
- 14 Satisfaction with Purdue Fort Wayne
- 15 About Purdue Fort Wayne



WHAT YOU SHOULD KNOW ABOUT THE SURVEY

Our First Destination Survey provides you with comprehensive and reliable information about recent Purdue University Fort Wayne graduates. You can use this data to help make decisions about your education and career goals, as it will give you a snapshot of what's possible with a degree earned at Purdue Fort Wayne.

In addition to assisting you in shaping your future, the First Destination Survey helps Purdue Fort Wayne meet the requirements of the Higher Education Opportunities Act.

The survey also provides information to the Purdue Fort Wayne community, the media, and those who hire.

Strong Results—76% Response Rate

We surveyed students graduating from Purdue Fort Wayne between July 1, 2017, and June 30, 2018. A total of 1,455 graduates received the First Destination Survey. We had 1,110 participate, with a response rate of 76 percent. Responses were gathered beginning three weeks prior to graduation and ran six months following graduation.

KEY HIGHLIGHTS

91% OF RESPONDENTS are employed, continuing education, serving in the military, volunteering, or not seeking employment.

92% EMPLOYED IN INDIANA. of respondents are now

86% of respondents now employed work in the 11 counties of **NORTHEAST INDIANA.**

90% of employed graduates' positions were related to their **future career goals.**

86% of the employed graduates found positions **related** to their degree program.

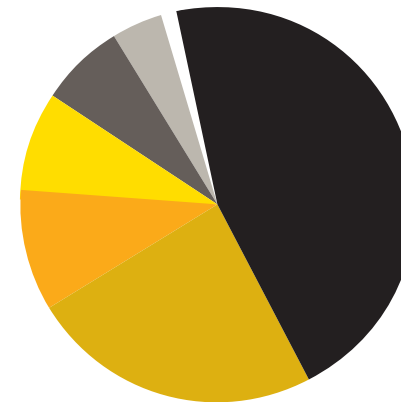
69% of respondents' **motivation** for finishing their degree was employment opportunities, income potential, job satisfaction, or professional prestige.

60% reported participating in **EXPERIENTIAL LEARNING.**

92% of respondents **WERE SATISFIED** with their initial career activity after graduation.

92% of respondents **WERE SATISFIED** with their time spent at Purdue Fort Wayne.

MOTIVATION FOR FINISHING DEGREE



- 46%** Employment opportunities
- 22%** Personal enrichment
- 12%** Income potential
- 8%** Impact on society
- 7%** Job satisfaction
- 4%** Professional prestige
- 1%** Other

DEGREES REPRESENTED IN THE SURVEY

1,203
DEGREES/CERTIFICATES/MAJORS

1,110
GRADUATES

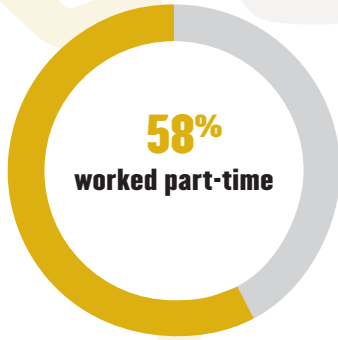
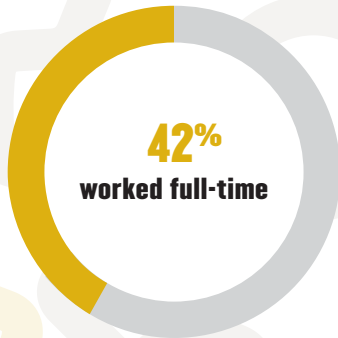
76% total complete response rate

76% total complete response rate

EMPLOYED DEGREE-SEEKING STUDENTS

92%

of respondents worked while attending Purdue Fort Wayne.



WHAT IS HAPPENING AFTER GRADUATION

91%

of respondents are employed, continuing education, serving in the military, volunteering, or not seeking employment.

91%
ARE EMPLOYED
related to career goals



86%
ARE EMPLOYED
related to major



62.3%	Full-time employment
14.1%	Part-time employment
9.8%	Continuing education
8.9%	Seeking employment
2.1%	Self-employed
1.7%	Not seeking employment
0.5%	Volunteer
0.5%	Military

Knowledge rate 77.4%

FIRST DESTINATION POSTGRADUATION OUTCOMES

BY COLLEGE (surveyed within six months after graduation)

College of Engineering, Technology, and Computer Science

Employed full-time	77.6%
Employed part-time	8.2%
Continuing education	5.1%
Seeking employment	5.8%
Military	0.7%
Not seeking employment	0.7%
Self-employed	1.7%
Volunteer	0.3%

Richard T. Doermer School of Business

Employed full-time	77.1%
Employed part-time	7.0%
Continuing education	2.5%
Seeking employment	8.3%
Military	0.0%
Not seeking employment	1.9%
Self-employed	2.5%
Volunteer	0.6%

College of Arts and Sciences

Employed full-time	45.9%
Employed part-time	18.3%
Continuing education	19.8%
Seeking employment	9.5%
Military	0.8%
Not seeking employment	2.8%
Self-employed	2.3%
Volunteer	0.8%

College of Visual and Performing Arts

Employed full-time	58.9%
Employed part-time	17.8%
Continuing education	9.6%
Seeking employment	9.6%
Military	0.0%
Not seeking employment	0.0%
Self-employed	4.1%
Volunteer	0.0%

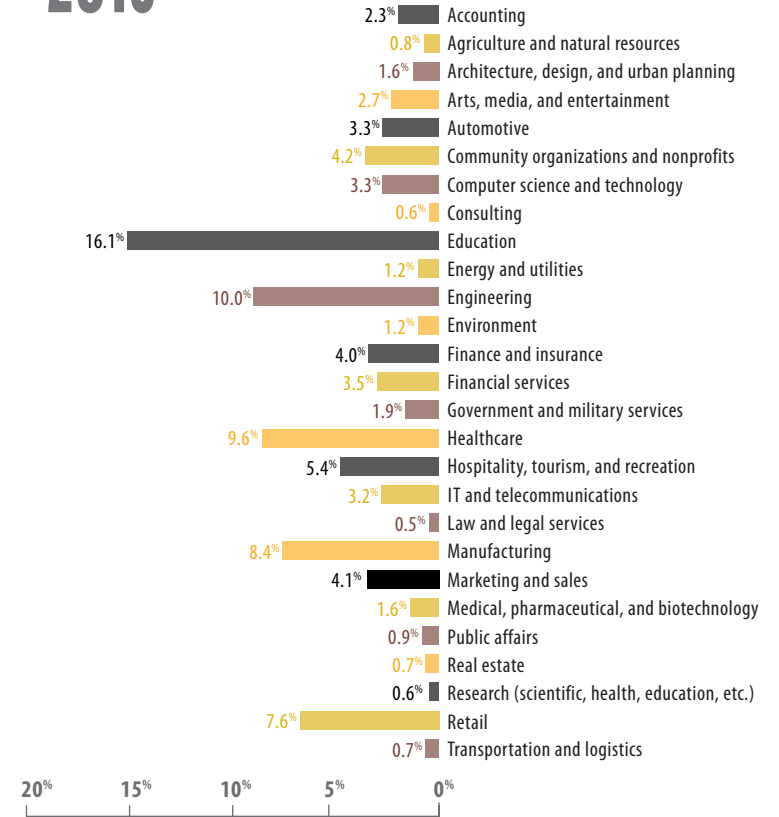
College of Professional Studies

Employed full-time	61.2%
Employed part-time	18.4%
Continuing education	4.1%
Seeking employment	12.2%
Military	0.4%
Not seeking employment	1.6%
Self-employed	1.6%
Volunteer	0.4%

WHERE GRADUATES CONTRIBUTE

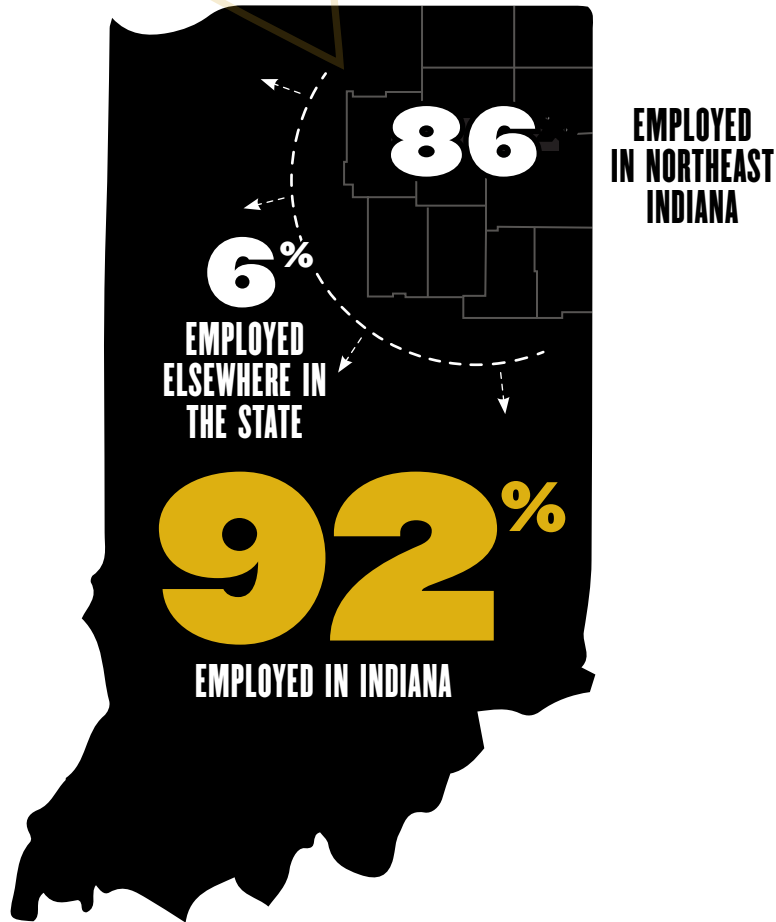
CLASS OF
2018

is contributing their ideas and innovations to a diverse range of industries, nonprofits, and creative fields.



EMPLOYMENT DESTINATION BY GEOGRAPHIC REGION

86% of employed respondents work in the 11 counties that make up northeast Indiana. Another **6%** are working elsewhere in Indiana, for a total of **92%** contributing to Indiana's cultural, intellectual, and industrial momentum.



HANDS-ON TRAINING BENEFITS

Over half (**65%**) reported participating in at least one form of experiential learning and/or on-campus research, gaining critical industry insights and on-the-job training as part of their ongoing educational goals.

	EXPERIENTIAL EDUCATION	ON-CAMPUS RESEARCH
of graduates who participated in hands-on training are employed or continuing education.*	89%	90%
of these graduates reported that they are satisfied with their first-destination activity.	94%	93%
of these employed graduates reported that their employment is related to their major.	89%	88%
of these graduates reported that their employment is related to their future career goals.	92%	91%
of salaried graduates reported earning a salary over \$30,000.	86%	80%
of salaried graduates reported earning a salary over \$40,000.	59%	58%

*Includes employed in military and volunteer positions.

GRADUATE SCHOOL

10%

of respondents chose to continue their education after graduation.

PURDUE FORT WAYNE'S CLASS OF 2018 is represented at the following institutions:

- Ball State University
- Bowling Green State University
- Brock University
- Cleveland State University
- Eastern Oregon University
- Florida Flight Academy
- Governors State University
- Grace College
- Grace Seminary
- Indiana University
- Indiana University Fort Wayne
- Indiana University Robert H McKinney School of Law
- Indiana University School of Medicine
- Indiana University—Purdue University Indianapolis
- Kansas State University
- Kent State University
- Lincoln Memorial University—College of Veterinary Medicine
- Murray State University

- North Carolina State University
- Portland State University
- Purdue University
- Purdue University Fort Wayne
- Saint John the Baptist Catholic School
- Saint Louis University
- Samuel Merritt University
- Southeastern Oklahoma State University
- Stevens Institute of Technology
- Texas Tech University
- The Ohio State University College of Medicine
- University of Amsterdam
- University of Arizona
- University of Cincinnati
- University of Indianapolis
- University of Western Michigan
- University of Wyoming
- Western Michigan University Cooley Law School

STARTING SALARIES

88% of salaried respondents reported earning a salary over \$30,000.



65% of salaried respondents reported earning a salary over \$40,000.

51% of respondents reported earning a wage over \$14 per hour.



SATISFACTION WITH PURDUE FORT WAYNE

92% of respondents
ARE SATISFIED
with their time at Purdue Fort Wayne.



86%
OF RESPONDENTS
**WOULD CHOOSE
PURDUE
FORT WAYNE
AGAIN.**

ABOUT PURDUE FORT WAYNE

- » Established in 1964 in Fort Wayne, Indiana
- » Chancellor: Ronald L. Elsenbaumer
- » Largest university in northeast Indiana
- » Designated a Metropolitan University—one of only two in Indiana
- » Campus is nearly 700 acres, with 40 buildings and structures
- » More than 200 degree programs
- » Accredited by the Higher Learning Commission
- » Schools, divisions, and programs have acquired additional accreditation
- » Academically composed of five colleges and three schools:
 - » College of Arts and Sciences
 - » College of Engineering, Technology, and Computer Science
 - » School of Polytechnic
 - » College of Professional Studies
 - » School of Education
 - » College of Visual and Performing Arts
 - » School of Music
 - » Richard T. Doermer School of Business
- » Hosts 11 Centers of Excellence that integrate teaching, research, and service to the community



LEARN MORE

about how Purdue Fort Wayne
is fostering student success at
pfw.edu/first-destination.

PURDUE
UNIVERSITY®
FORT WAYNE