



FIRST DESTINATION SURVEY

FOSTERING STUDENT SUCCESS

CELEBRATING THE CAREER DEVELOPMENT OF OUR NEWEST ALUMNI

PURDUE
UNIVERSITY®
FORT WAYNE

2019



TABLE OF CONTENTS

4	Highlights
5	Motivation for Finishing Degree
5	Degrees and Graduates Represented in Survey
6	Employed Degree-Seeking Students
7	What is Happening after Graduation
8	First Destination Post-graduation
9	Where Graduates Contribute
10	Employment Destination by Geographic Region
11	Hands-On Training Benefits
12	Graduate School
13	Starting Salaries
14	Satisfaction with Purdue Fort Wayne
15	About Purdue Fort Wayne

WHAT YOU SHOULD KNOW ABOUT THE SURVEY

Our First Destination Survey provides you with comprehensive and reliable information about recent Purdue University Fort Wayne graduates. You can use this data to help make decisions about your education and career goals, as it will give you a snapshot of what is possible with a degree earned at Purdue Fort Wayne.

In addition to assisting you in shaping your future, the First Destination Survey helps Purdue Fort Wayne meet the requirements of the Higher Education Opportunities Act.

The survey also provides information to the Purdue Fort Wayne community, the media, and those who hire.

Strong Results—74% Response Rate

We surveyed students graduating from Purdue Fort Wayne between July 1, 2018, and June 30, 2019. A total of 1,391 graduates received the First Destination Survey. We had 1,027 graduates fully complete the survey for a response rate of 74 percent. Responses were gathered beginning three weeks prior to graduation and ran six months following graduation.



KEY HIGHLIGHTS

87%
OF RESPONDENTS

are employed, continuing education, serving in the military, volunteering, or not seeking employment

91% **EMPLOYED IN INDIANA**
of employed respondents are now

85%
of respondents now employed work in the 11 counties of **NORTHEAST INDIANA**

89%
of employed graduates' positions were related to their **future career goals**

86%
of employed graduates found positions **related** to their degree program

69% of respondents' **motivation** for finishing their degree was employment opportunities, income potential, job satisfaction, or professional prestige.

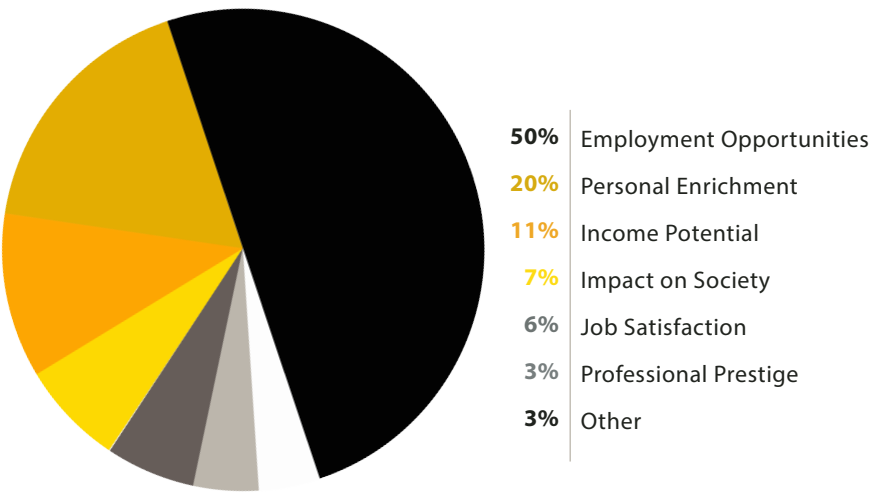
59%
reported participating in **EXPERIENTIAL LEARNING**

89% of respondents **WERE SATISFIED** with their initial career activity after graduation

92%
of respondents **WERE SATISFIED** with their time spent at Purdue Fort Wayne

MOTIVATION

FOR FINISHING DEGREE



DEGREES REPRESENTED IN THIS SURVEY

1,119
DEGREES/ CERTIFICATES/ MAJORS

71%
total complete
response rate

1,027
GRADUATES

74%
total complete
response rate

EMPLOYED

DEGREE-SEEKING STUDENTS

91%

of respondents **worked while attending Purdue Fort Wayne**



38%

worked full-time

62%

worked part-time

WHAT IS HAPPENING AFTER GRADUATION

87%

of respondents are employed, continuing education, serving in the military, volunteering, or not seeking employment

89%

ARE EMPLOYED
related to career goals



86%

ARE EMPLOYED
related to major



- 61.5%** Full-time employment
- 11.9%** Part-time employment
- 10.3%** Continuing education
- 12.9%** Seeking employment
- 1.1%** Self employed
- 1.9%** Not seeking employment
- 0.3%** Volunteer
- 0.2%** Military

Knowledge rate 77.1%

FIRST DESTINATION POST GRADUATE OUTCOMES

BY COLLEGE (surveyed within six months after graduation)

College of Arts and Sciences

Employed full-time	44.8%
Employed part-time	13.9%
Continuing education	21.6%
Seeking employment	13.9%
Military	0
Not seeking employment	2.7%
Self-employed	2.2%
Volunteer	0.8%

College of Engineering, Technology, and Computer Science

Employed full-time	76.7%
Employed part-time	6.4%
Continuing education	4.6%
Seeking employment	10.4%
Military	0.4%
Not seeking employment	1.1%
Self-employed	0.4%
Volunteer	0

College of Professional Studies

Employed full-time	66.8%
Employed part-time	10.8%
Continuing education	3.9%
Seeking employment	16.8%
Military	0
Not seeking employment	0.9%
Self-employed	0.9%
Volunteer	0

College of Visual and Performing Arts

Employed full-time	44.6%
Employed part-time	35.4%
Continuing education	3.1%
Seeking employment	12.3%
Military	0
Not seeking employment	3.1%
Self-employed	1.5%
Volunteer	0

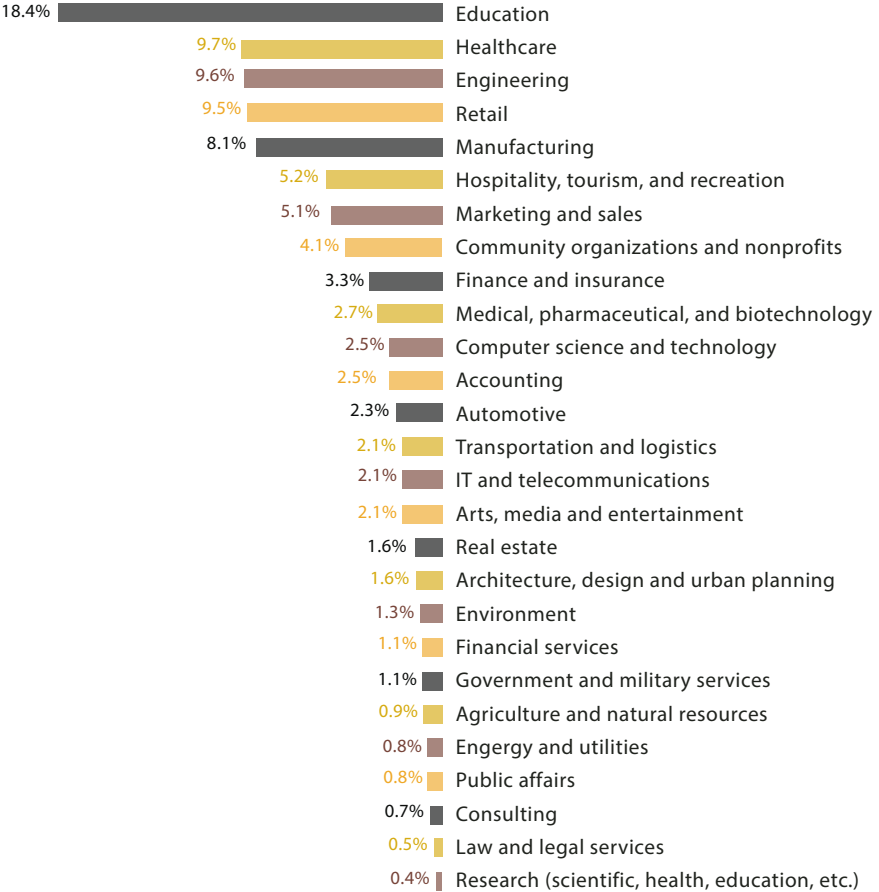
Richard T. Doerner School of Business

Employed full-time	75.2%
Employed part-time	8.5%
Continuing education	5.7%
Seeking employment	7.8%
Military	0.7%
Not seeking employment	2.1%
Self-employed	0
Volunteer	0

WHERE GRADUATES CONTRIBUTE

**CLASS OF
2019**

is contributing their ideas and innovations to a diverse
range of industries, nonprofits, and creative fields



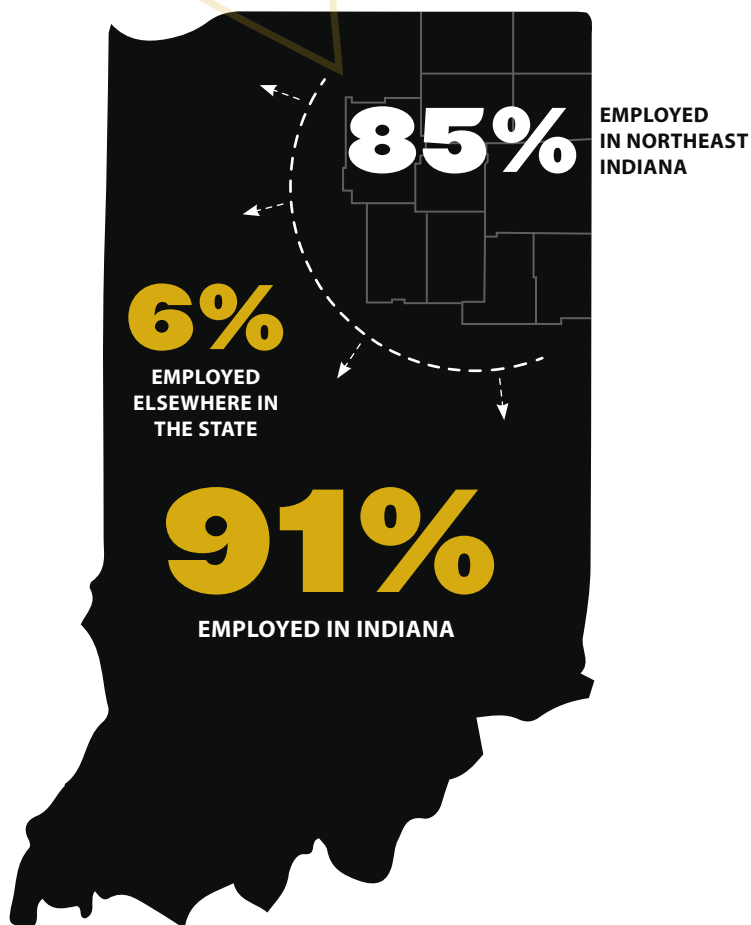
20% 15% 10% 5% 0%



EMPLOYMENT DESTINATION BY GEOGRAPHIC REGION

85% of employed respondents work in the 11 counties that make up northeast Indiana. Another 6% are working elsewhere in Indiana, for a total of

91% contributing to Indiana's cultural, intellectual, and industrial momentum.





HANDS-ON TRAINING BENEFITS

Over half (65%) reported participating in at least one form of experiential learning and/or on-campus research, gaining critical industry insights and on-the-job training as part of their ongoing educational goals



EXPERIENTIAL EDUCATION

ON-CAMPUS RESEARCH

of these employed
graduates reported that their
employment is related to their
future career goals

91%

93%

of these graduates reported
that they are satisfied with
their first-destination activity

90%

92%

of these employed
graduates reported that their
employment is
related to their major

90%

87%

of salaried graduates
reported earning a
salary over \$30,000

89%

87%

of graduates who
participated in hands-on
training are employed or
continuing education*

85%

83%

of salaried graduates
reported earning a
salary over \$40,000

59%

35%

*Includes employed in military and volunteer positions.

GRADUATE SCHOOL

10%

of respondents
chose to continue
their education
after graduation

PURDUE FORT WAYNE CLASS OF 2019 is represented at the following institutions:

Ball State University
Boise State
Boston University
Florida State University
Indiana State University
IU School of Dentistry
IU School of Medicine
IU School of Medicine- Fort Wayne
IU Fort Wayne
Minnesota State University
Nova Southeastern University
Purdue University Fort Wayne

Saint Francis University
Saint Mary's College
Saint Xavier University
The Ohio State University
The University of Oklahoma
The University of Toledo
University of Oklahoma
University of South Florida
University of St. Augustine
University of Wisconsin- Madison
Wagner College
Wayne State University

STARTING SALARIES

91%

of salaried respondents reported
earning a **salary over \$30,000**



65%

of salaried respondents reported
earning a **salary over \$40,000**

51%


of respondents reported earning a
wage **over \$14 per hour**



SATISFACTION

WITH PURDUE FORT WAYNE

92% of respondents
ARE SATISFIED
with their time at Purdue Fort Wayne



85% OF RESPONDENTS
WOULD CHOOSE
**PURDUE FORT
WAYNE AGAIN**



ABOUT PURDUE FORT WAYNE

- » Established in 1964 in Fort Wayne, Indiana
- » Chancellor: Ronald L. Elsenbaumer
- » Largest University in northeast Indiana
- » Designated a Metropolitan University- one of only two in Indiana
- » Campus is nearly 700 acres, with 40 buildings and structures
- » More than 200 degree programs
- » Accredited by the Higher Learning Commission
- » Schools, divisions, & programs are acquired additional accreditation
- » Academically composed of five colleges and three schools:
 - » College of Arts and Sciences
 - » College of Engineering, Technology, and Computer Science
 - » School of Polytechnic
 - » College of Professional Studies
 - » School of Education
 - » College of Visual and Performing Arts
 - » School of Music
 - » Richard T. Doermer School of Business
- » Hosts 11 Centers of Excellence that integrate teaching, research, and service to the community



LEARN MORE

about how Purdue Fort Wayne
is fostering student success at
pfw.edu/first-destination

PURDUE
UNIVERSITY®
FORT WAYNE