


Poll Everywhere Login Guide

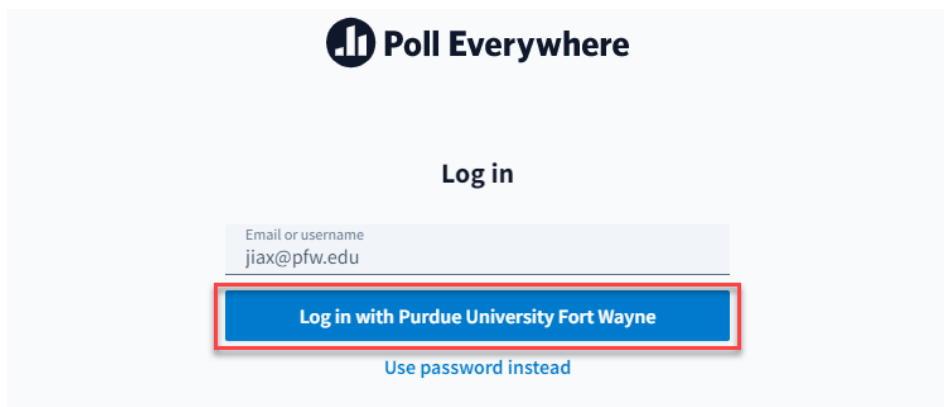
Objective

By following the guide, you will be able to Log into Poll Everywhere account with your university email.

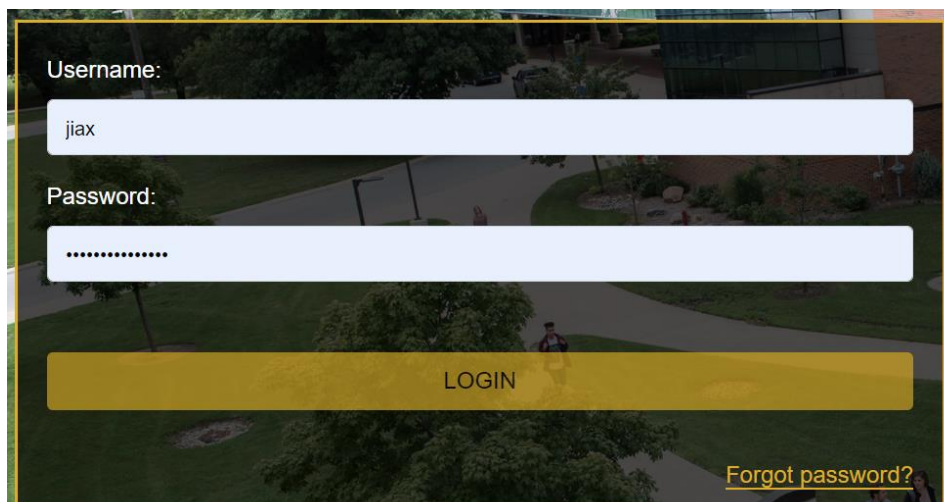
1. Go to <https://www.polleverywhere.com/>
2. Click the “Log in” icon on the top right corner.



3. Enter your university email.
4. Click the **Next** button.
5. Click the “Log in with Purdue University Fort Wayne” button.



6. Login with your university credentials in the university's central authentication system.



7. Click the **“Sign up for my Poll Everywhere account”** button to finish.

By continuing to use Poll Everywhere, you agree to our [Terms and Conditions](#) and [Privacy Policy](#).

Sign up for my Poll Everywhere account

After your account is successfully created, you will be directed to your Poll Everywhere account homepage. You can refer to the Poll Everywhere website for [creating activities](#).

Need Technical Support?

If you have used your PFW.EDU email to sign up for a free Poll Everywhere account, you might encounter login issues. The support team is working with Poll Everywhere to resolve the issue. Please [submit a help desk ticket](#) so that we can identify and resolve the issue for you as soon as possible.