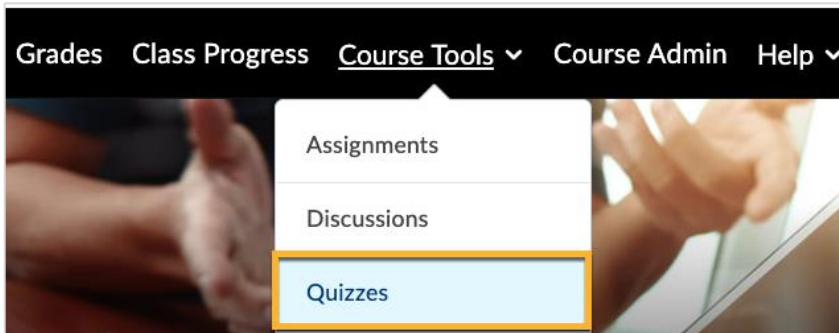


# Remove Respondus LockDown Browser Requirements for Brightspace Quizzes

## Objective

By following the guide, you will be able to remove the Respondus LockDown Browser and Monitor requirements for Brightspace quizzes.

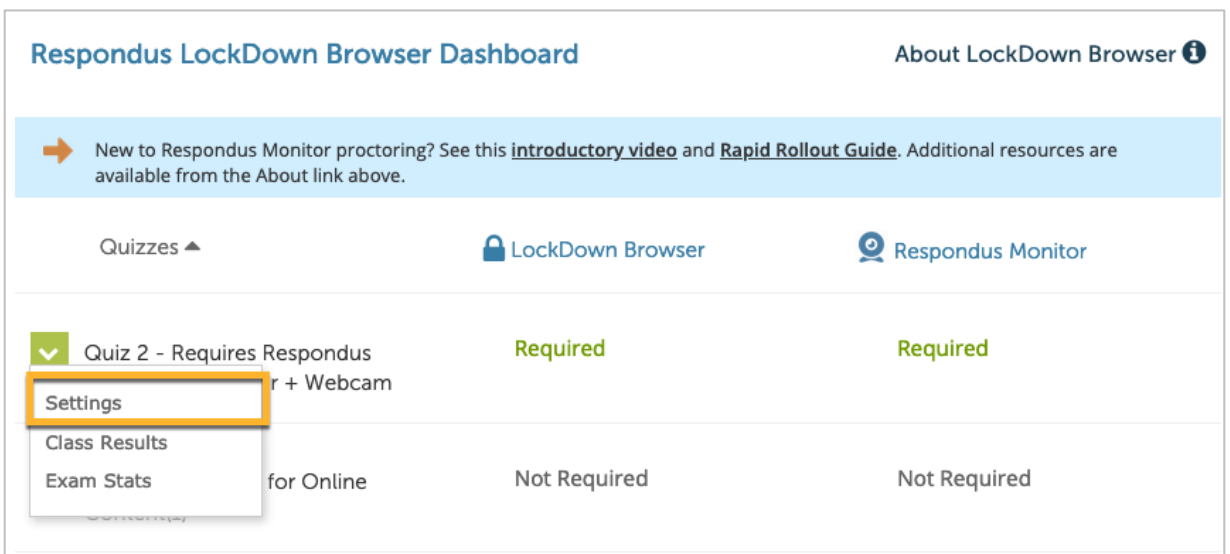
1. Login to Brightspace, and go to your course.
2. In the course navigation bar, choose **Course Tools >> Quizzes**.



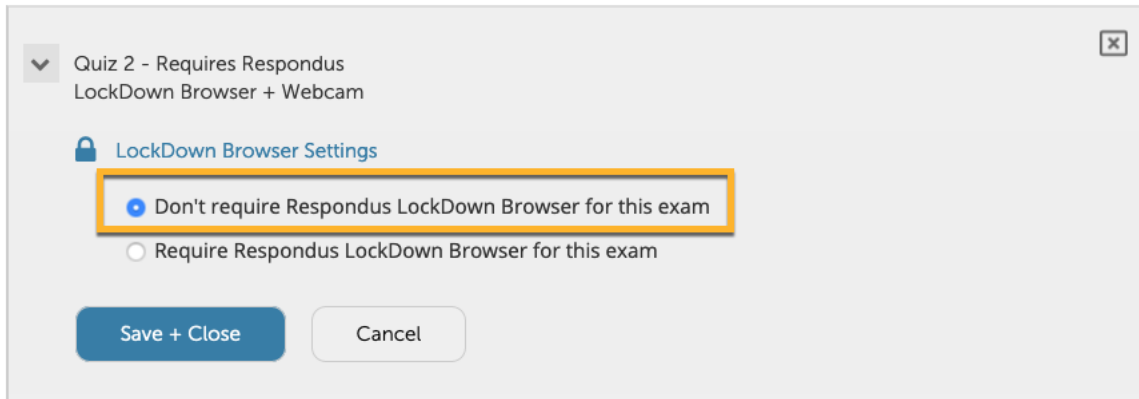
3. Click the **LockDown Browser** Tab.



4. Under the **Respondus LockDown Browser Dashboard**, find the quiz that you want to remove Respondus LockDown Browser.
5. Click the context menu in front of the quiz name and select **Settings**.



6. Check **Don't require Respondus LockDown Browser for this exam**. [This will remove both the Respondus LockDown browser and monitor.]



7. Click **the Save + Close** button. [Then you should see the changes in the dashboard.]