

Use Respondus LockDown Browser with Brightspace Quizzes

Overview

Respondus LockDown Browser is a specialized Web browser that secures a student's computer by preventing access to other browsers, chat programs, and other applications during an online exam. It is available for PCs and Macs. Students can either pre-install Lockdown Browser on their computers for the quiz or they will be prompted to download and install Lockdown Browser when they take the quiz.

Respondus Monitor is included with the Respondus LockDown Browser download. Respondus Monitor is used to capture the audio and video of students while they take their exams and requires the use of Respondus Lock Down Browser. Respondus Monitor allows a student to take a proctored exam at any time of day outside of a traditional testing center.

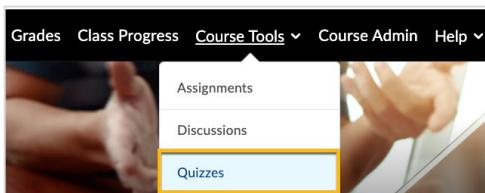
Objectives

By following the guide, you will be able to:

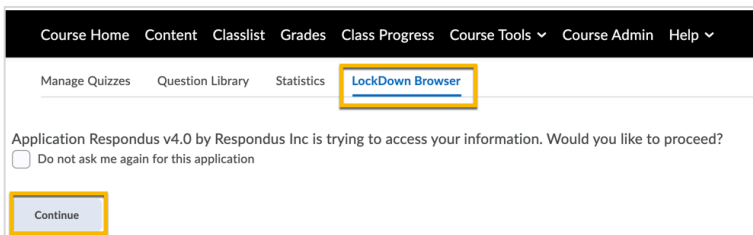
- Part 1: Access the Respondus LockDown Browser Dashboard
- Part 2: Change the quiz settings to enable LockDown Browser

Part 1: Access the Respondus LockDown Browser Dashboard

1. Login to Brightspace, and go to your course.
2. In the course navigation bar, choose **Course Tools >> Quizzes**.



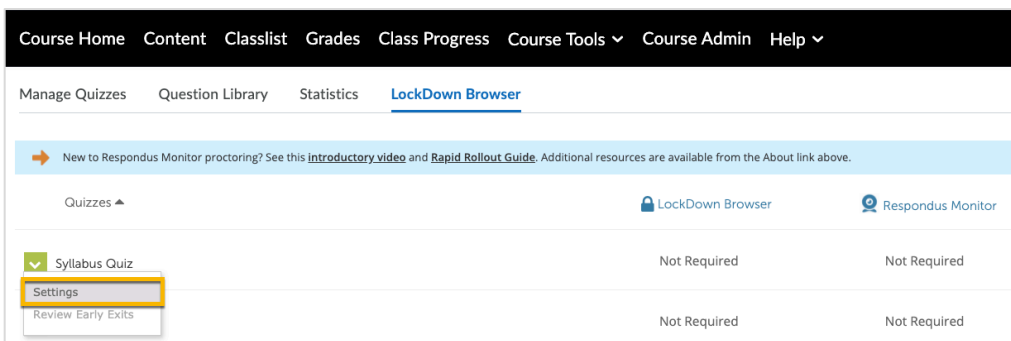
3. Select the **LockDown Browser** Tab and Select the **Continue** button.



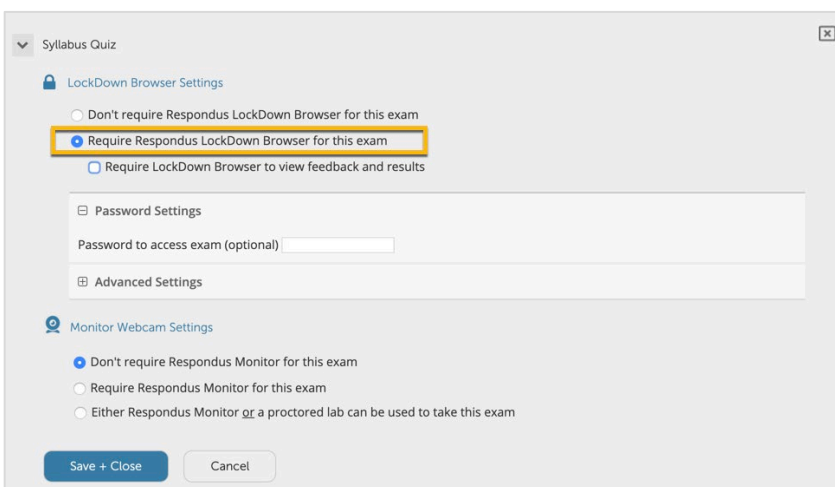
4. [Optional] Watch the **About LockDown Browser** short overview video.
5. Select the **Continue to LockDown Browser** button below the video.
 - All your course quizzes should appear under the **Respondus LockDown Browser Dashboard**.

Part 2: Change the quiz settings to enable LockDown Browser

1. Under the **Respondus LockDown Browser Dashboard**, find the quiz that you want to use Respondus LockDown Browser.
2. Select the context menu in front of the quiz name and select **Settings**.



3. Check **Require Respondus LockDown Browser for this exam**.



- If you check **Require LockDown Browser to view Feedback and results**, students will need to use the LockDown Browser to review your feedback and results for this quiz or exam.
 - **Warning:** If you **Require Respondus Monitor for this exam**, students will need to have a webcam during the exam and will be asked to record a video of their environment before taking the exam.
4. Select the **Save + Close** button. [Then you should see the changes in the dashboard.]
 5. Repeat part 2 for other quizzes if needed.