

IPFW: BY THE NUMBERS FALL 2013

ENROLLMENT

UNDERGRADUATE

| | |
|---------------------------------|-------|
| Degree-seeking | 9,795 |
| Non-degree seeking | 3,133 |

| | |
|--|-------|
| Top 20% of high school class | 13.2% |
| Top 50% of high school class | 77.2% |
| First-generation college students | 51.0% |

GRADUATE

| | |
|---------------------------------|--------|
| Degree-seeking | 496 |
| Non-degree seeking | 35 |
| Total | 13,459 |

DEGREES GRANTED

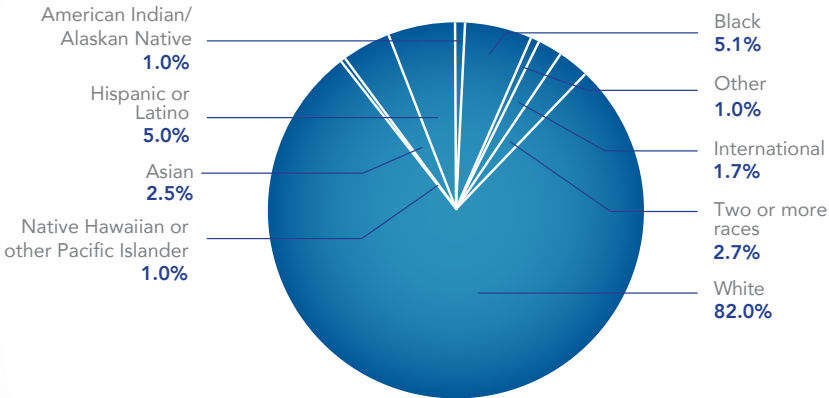
Degrees and certificates awarded May 15, 2013

| | |
|---------------------------|-------|
| Certificates | 99 |
| Associate | 322 |
| Bachelor's | 1,370 |
| Master's | 257 |
| Total | 2,048 |

Degrees and certificates awarded since 1968

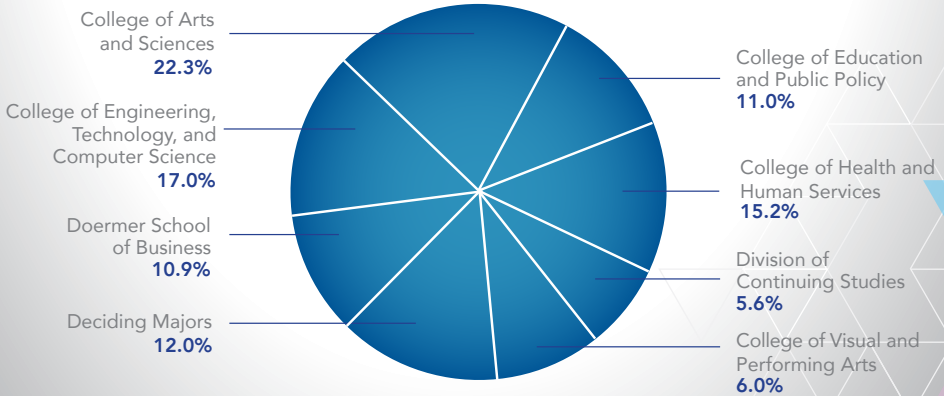
| | |
|-------|--------|
| | 60,000 |
|-------|--------|

ENROLLMENT BY RACE/ETHNICITY



Does not add up to 100% due to rounding

ENROLLMENT BY AREA (degree-seeking students)



Does not add up to 100% due to rounding

TOTAL CREDIT HOURS **133,810**

INDIANA UNIVERSITY
PURDUE UNIVERSITY
FORT WAYNE



FINANCIAL AID

Percentage of students on financial aid 74.8%

ALUMNI

Alumni 55,000

80% live and work in northeast Indiana

BUDGET

Annual expenditures (2013–14) \$180 million

Capital projects over past nine years \$250 million

GIFTS AND ENDOWMENTS

Total number of endowments 160

Total market value of endowments \$48.6 million

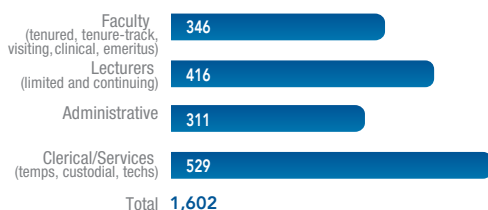
New endowments established in FY 2013 13

Gifts to IPFW \$6.6 million

RESEARCH, GRANTS, AND CONTRACTS AWARDED .. \$6 million

(FY 2013)

FACULTY AND STAFF



TUITION AND FEES

Undergraduate resident/year*

Tuition \$ 6,121

Fees \$ 892

Estimated room and board \$ 9,242
(on-campus)

Estimated books \$ 1,400

Total **\$17,655**

Undergraduate tuition, non-resident*

\$15,953 per year

Graduate tuition, resident**

\$5,760 per year

Graduate tuition, non-resident**

\$13,050 per year

*undergraduate based on 15 credit hours per semester

**graduate based on 9 credit hours per semester

CAMPUS

Acreage 688

Buildings 40

Square footage of building space 2,668,078 sq. ft.

ATHLETICS

NCAA Division I

Conference Summit League

Number of teams 16

Number of student-athletes 254

Average GPA 3.18

For 2012-13

▼ 69% of student-athletes have a 3.0 or higher GPA

▼ 15 of the 16 programs advanced to their respective league tournaments

Three Summit League tournament titles: women's volleyball, women's tennis, softball



For more information about IPFW, visit ipfw.edu/stat-report